

### Q1 Business Name

Answered: 44 Skipped: 11

### Q2 Contact Name

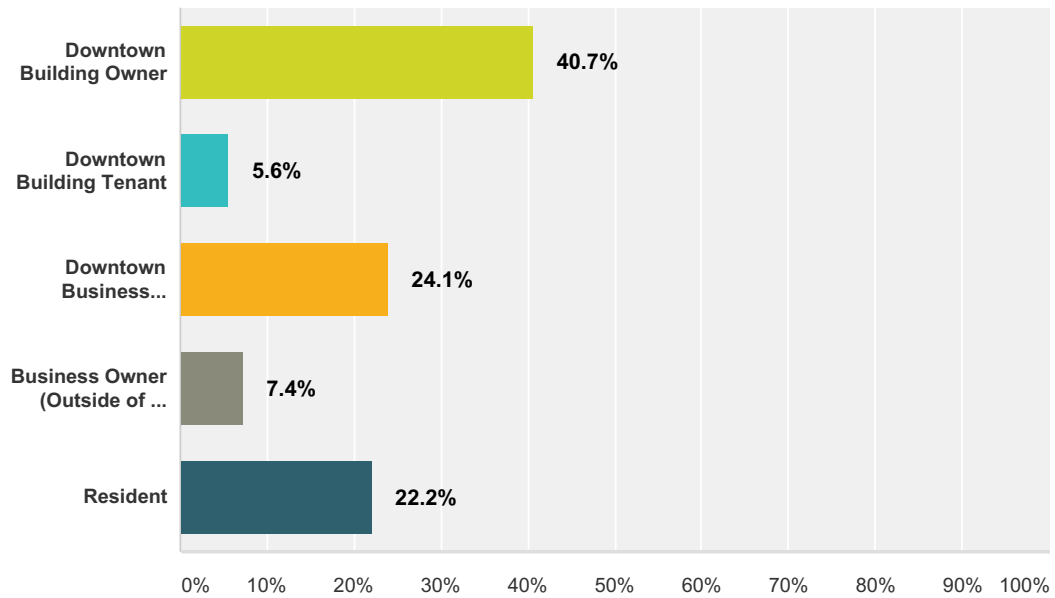
Answered: 46 Skipped: 9

### Q3 Business Address

Answered: 46 Skipped: 9

### Q4 What is your primary affiliation to the downtown area?

Answered: 54 Skipped: 1

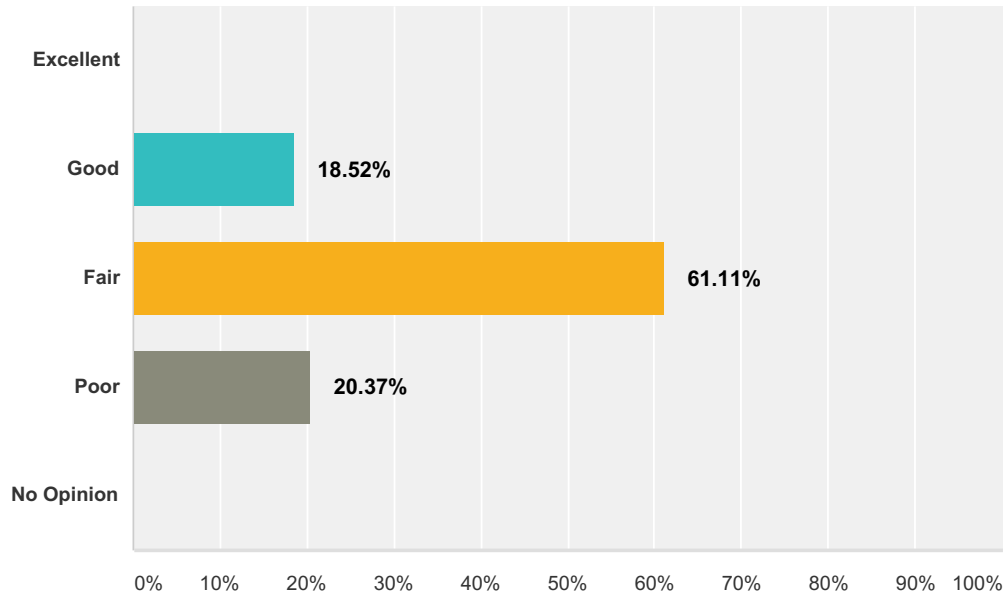


Answer Choices	Responses
Downtown Building Owner	40.7% 22
Downtown Building Tenant	5.6% 3
Downtown Business Employee	24.1% 13
Business Owner (Outside of the Downtown District)	7.4% 4
Resident	22.2% 12
<b>Total</b>	<b>54</b>

### Q5 How do you rate the downtown's overall

**visible appearance?**

Answered: 54 Skipped: 1

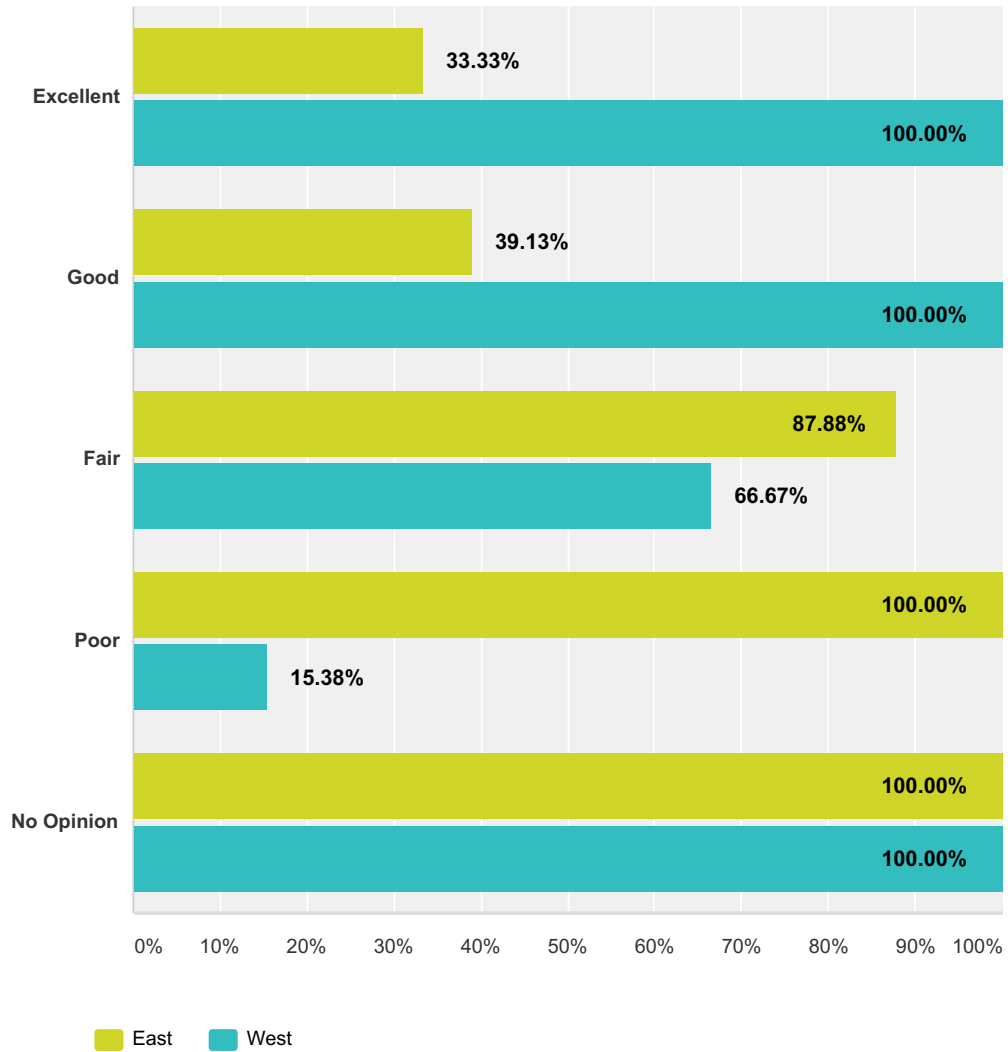


Answer Choices	Responses
Excellent	0.00% 0
Good	18.52% 10
Fair	61.11% 33
Poor	20.37% 11
No Opinion	0.00% 0
<b>Total</b>	<b>54</b>

**Q6 How do you rate the appearance of the entrances to the Creighton Downtown Business District?**

Answered: 54 Skipped: 1

## Creighton Downtown Business Survey 2015

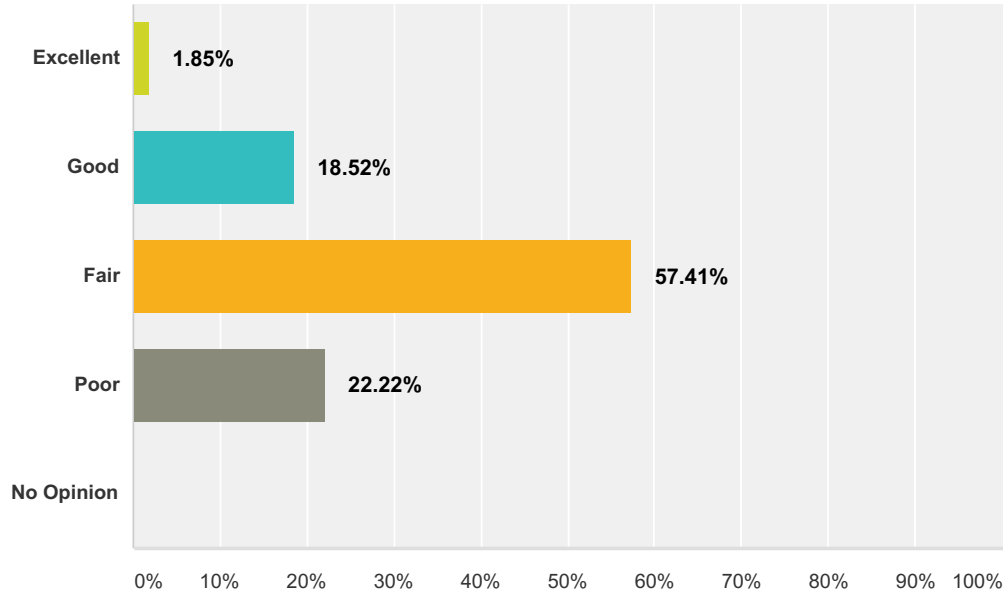


	East	West	Total Respondents
Excellent	33.33% 1	100.00% 3	3
Good	39.13% 9	100.00% 23	23
Fair	87.88% 29	66.67% 22	33
Poor	100.00% 13	15.38% 2	13
No Opinion	100.00% 1	100.00% 1	1

### Q7 How do you rate the condition of the buildings?

Answered: 54 Skipped: 1

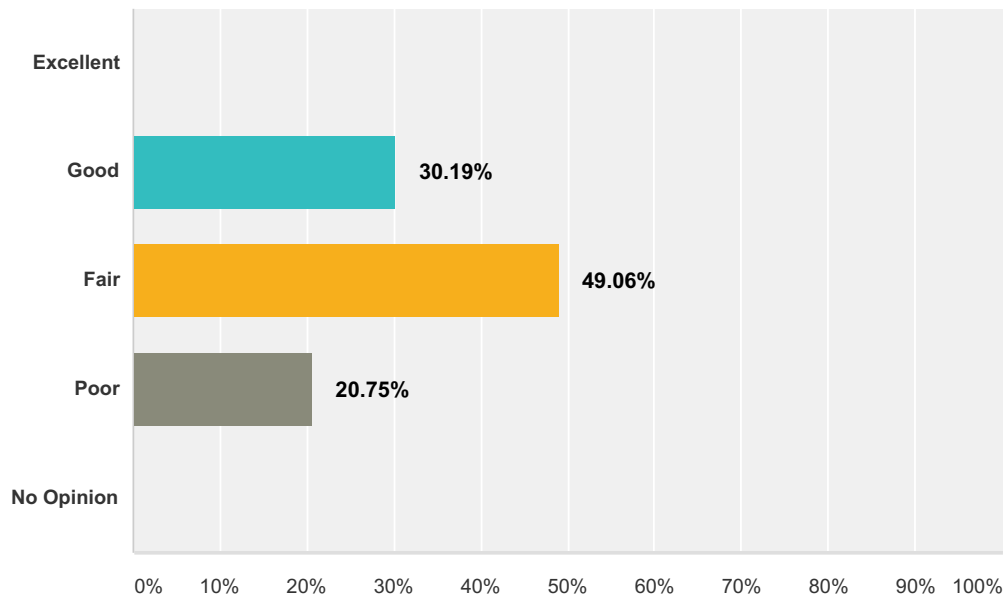
## Creighton Downtown Business Survey 2015



Answer Choices	Responses
Excellent	1.85% 1
Good	18.52% 10
Fair	57.41% 31
Poor	22.22% 12
No Opinion	0.00% 0
<b>Total</b>	<b>54</b>

### Q8 How do you rate storefront signage?

Answered: 53 Skipped: 2



## Creighton Downtown Business Survey 2015

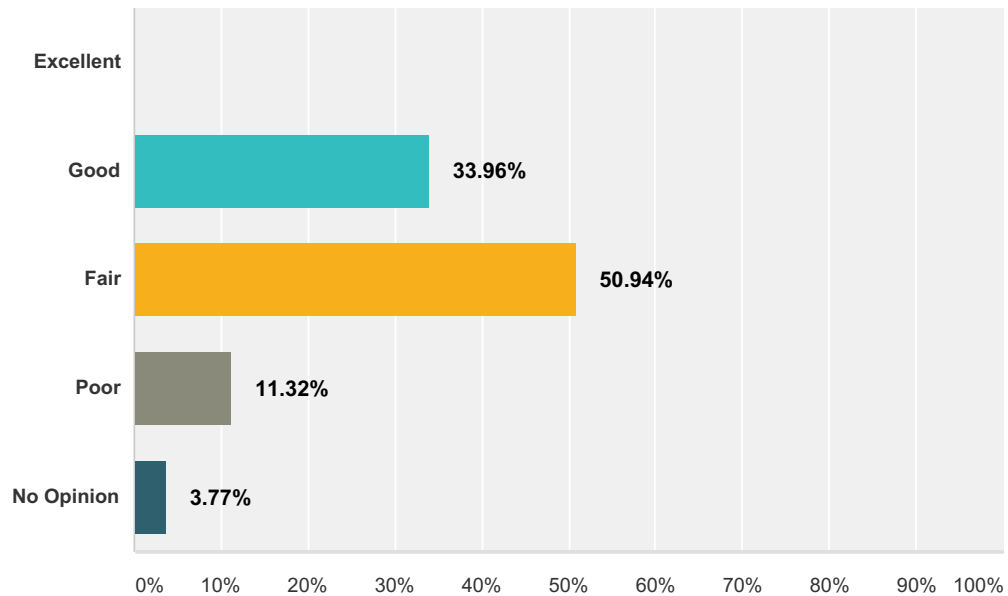
Answer Choices	Responses
Excellent	0.00% 0
Good	30.19% 16
Fair	49.06% 26
Poor	20.75% 11
No Opinion	0.00% 0
<b>Total</b>	<b>53</b>

### Q9 Do you have any additional comments regarding the Downtown District's general appearance or accessibility?

Answered: 17 Skipped: 38

### Q10 How do you rate the water drainage conditions?

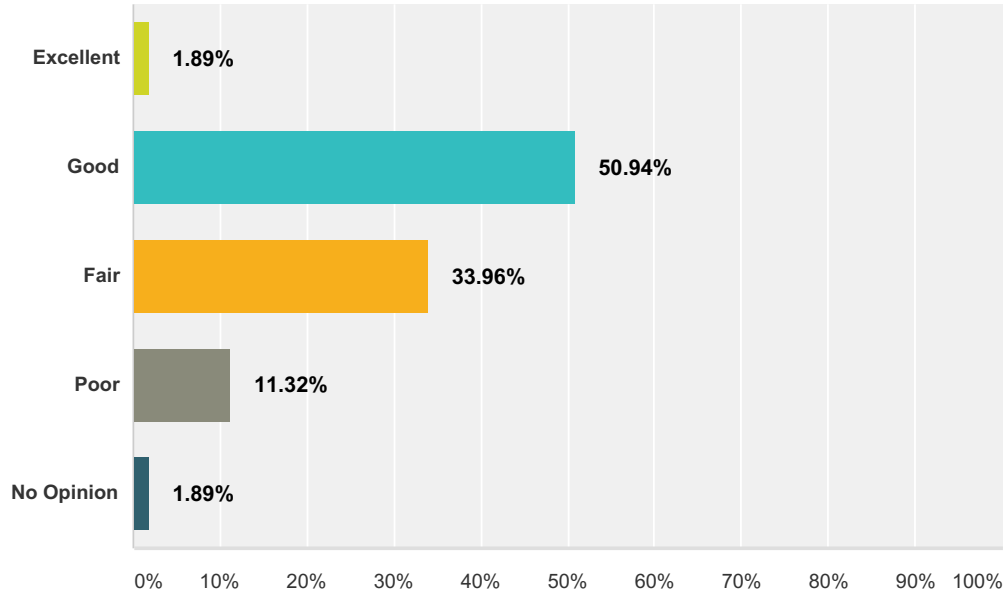
Answered: 53 Skipped: 2



Answer Choices	Responses
Excellent	0.00% 0
Good	33.96% 18
Fair	50.94% 27
Poor	11.32% 6
No Opinion	3.77% 2

### Q11 How do you rate the lighting system in the downtown district?

Answered: 53 Skipped: 2

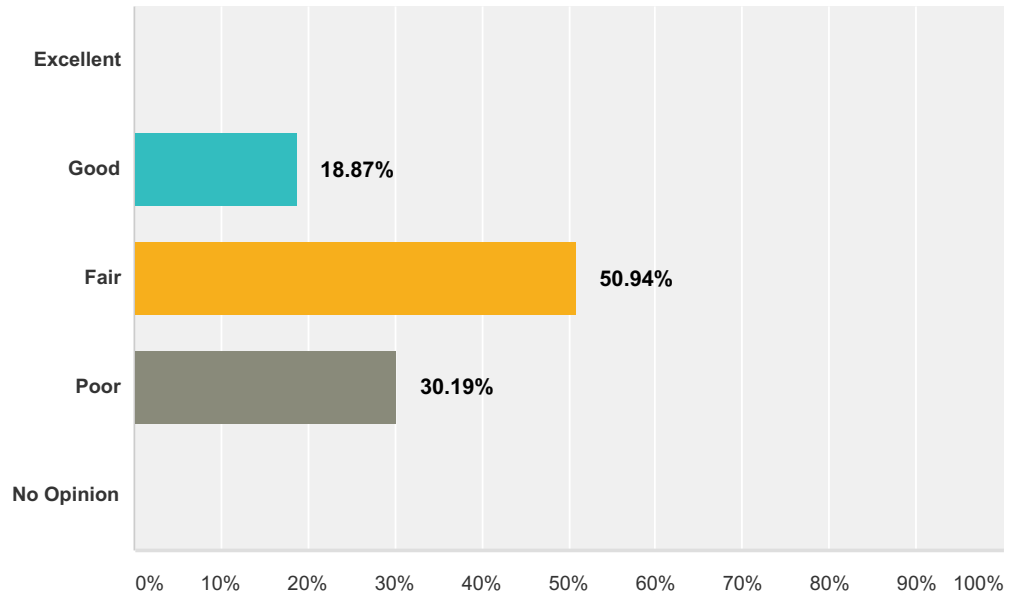


Answer Choices	Responses
Excellent	1.89% 1
Good	50.94% 27
Fair	33.96% 18
Poor	11.32% 6
No Opinion	1.89% 1
<b>Total</b>	<b>53</b>

### Q12 How do you rate the condition of the streets?

Answered: 53 Skipped: 2

## Creighton Downtown Business Survey 2015

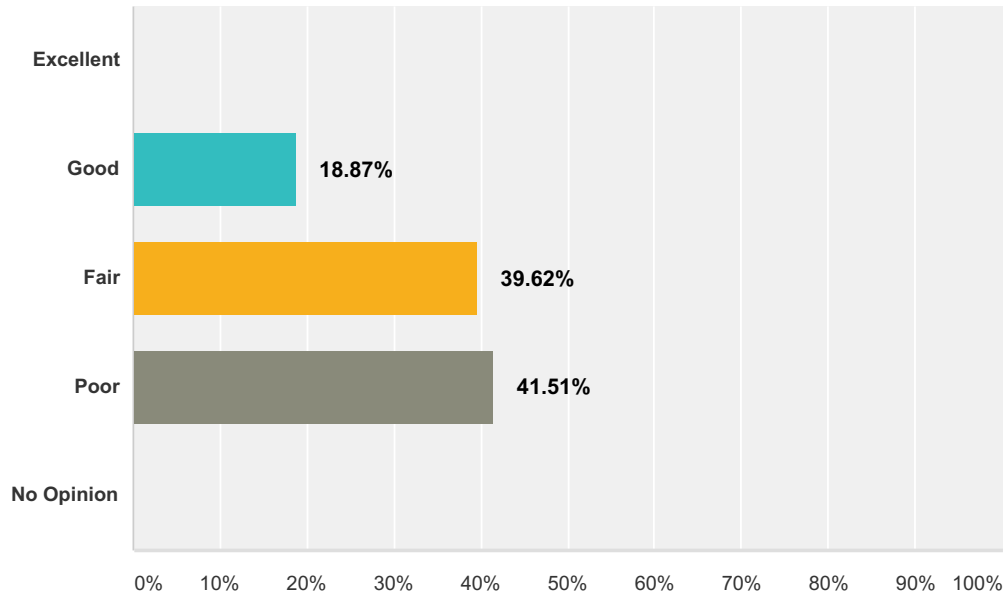


Answer Choices	Responses
Excellent	0.00% 0
Good	18.87% 10
Fair	50.94% 27
Poor	30.19% 16
No Opinion	0.00% 0
<b>Total</b>	<b>53</b>

### Q13 How do you rate the condition of the sidewalks?

Answered: 53 Skipped: 2

## Creighton Downtown Business Survey 2015



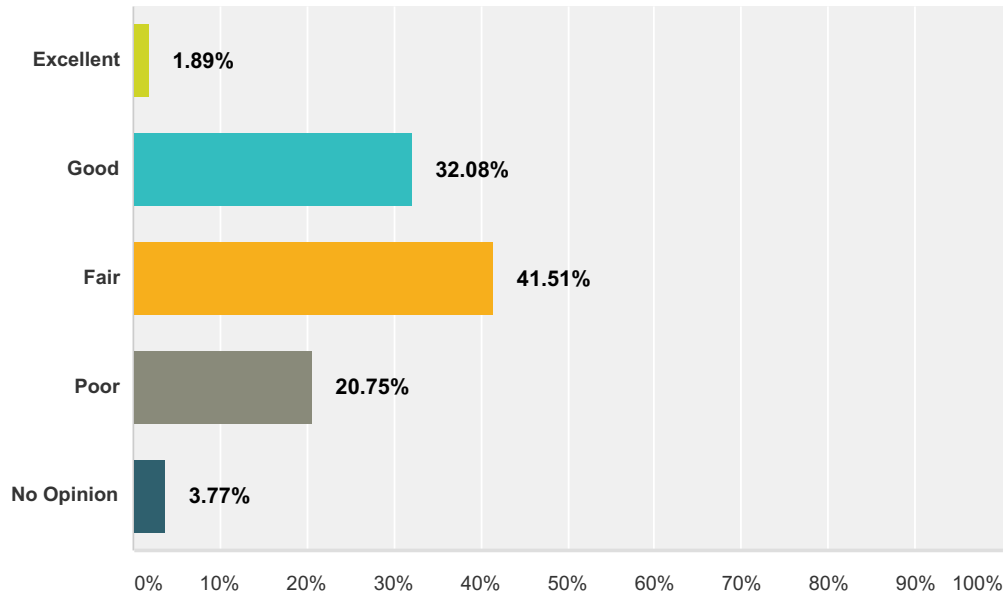
Answer Choices	Responses
Excellent	0.00% 0
Good	18.87% 10
Fair	39.62% 21
Poor	41.51% 22
No Opinion	0.00% 0
<b>Total</b>	<b>53</b>

### Q14 Do you consider the sidewalks to be ADA accessible?

Answered: 53 Skipped: 2



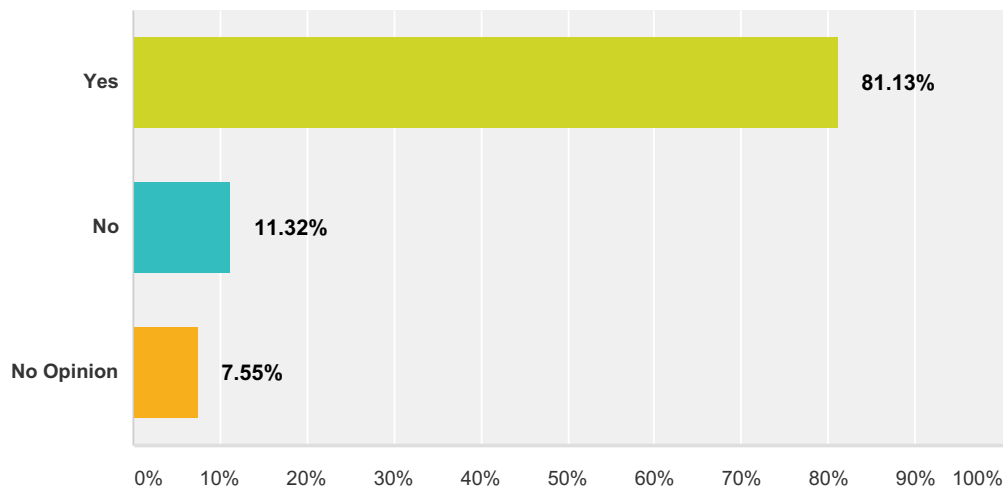
## Creighton Downtown Business Survey 2015



Answer Choices	Responses
Excellent	1.89% 1
Good	32.08% 17
Fair	41.51% 22
Poor	20.75% 11
No Opinion	3.77% 2
<b>Total</b>	<b>53</b>

### Q15 Do you feel there are adequate parking spaces within the Downtown District?

Answered: 53 Skipped: 2



Answer Choices	Responses
----------------	-----------

## Creighton Downtown Business Survey 2015

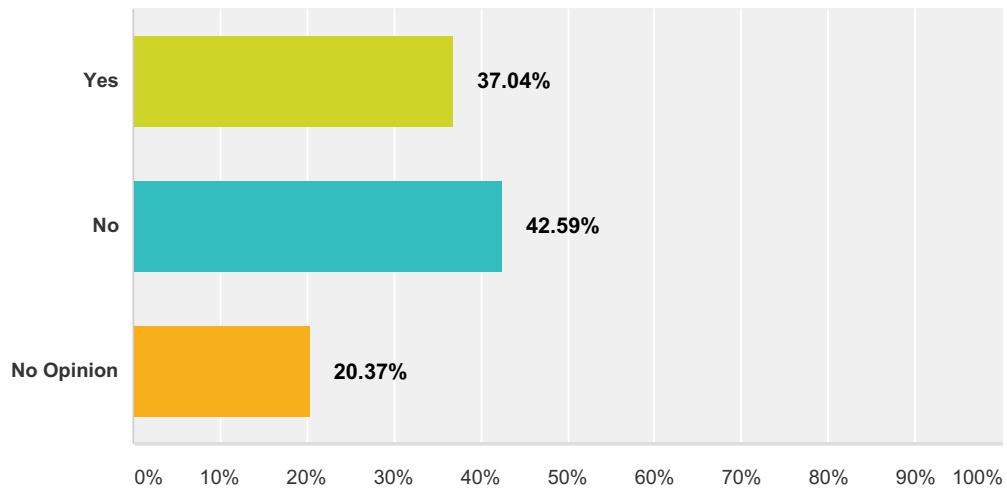
Yes	81.13%	43
No	11.32%	6
No Opinion	7.55%	4
<b>Total</b>		<b>53</b>

### Q16 Do you have any additional comments regarding the general services downtown?

Answered: 7 Skipped: 48

### Q17 Are you concerned about maintaining the historical integrity of the downtown district?

Answered: 54 Skipped: 1

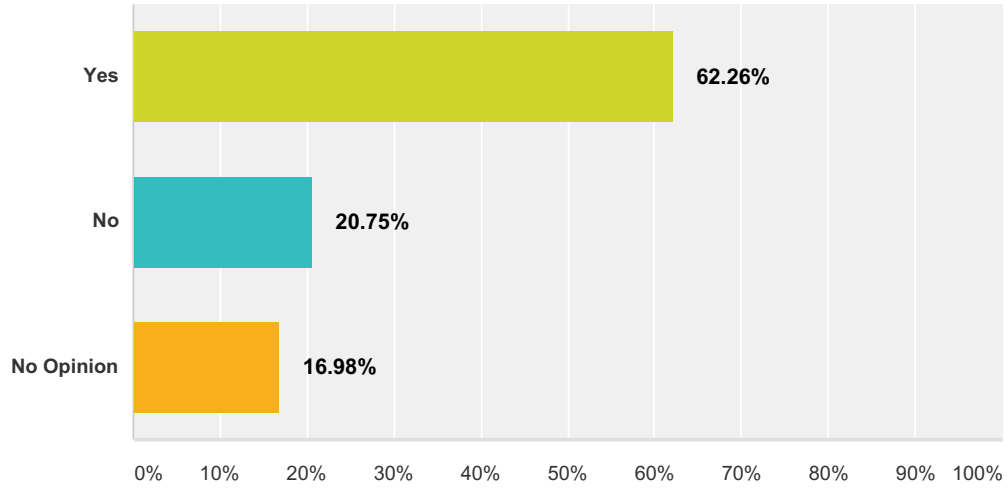


Answer Choices	Responses
Yes	37.04% 20
No	42.59% 23
No Opinion	20.37% 11
<b>Total</b>	<b>54</b>

### Q18 Are you supportive of forming design guidelines for downtown improvements?

Answered: 53 Skipped: 2

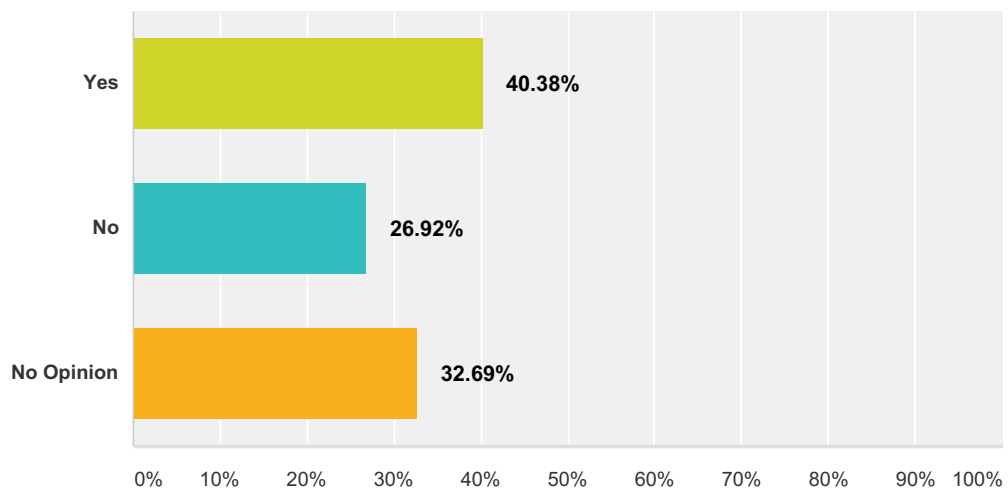
## Creighton Downtown Business Survey 2015



Answer Choices	Responses	
Yes	62.26%	33
No	20.75%	11
No Opinion	16.98%	9
<b>Total</b>		<b>53</b>

### Q19 Do you think the City should consider participating in historic preservation programs provided by organizations like the State Historic Preservation Office and Nebraska Main Street?

Answered: 52 Skipped: 3



Answer Choices	Responses	
Yes	40.38%	21

## Creighton Downtown Business Survey 2015

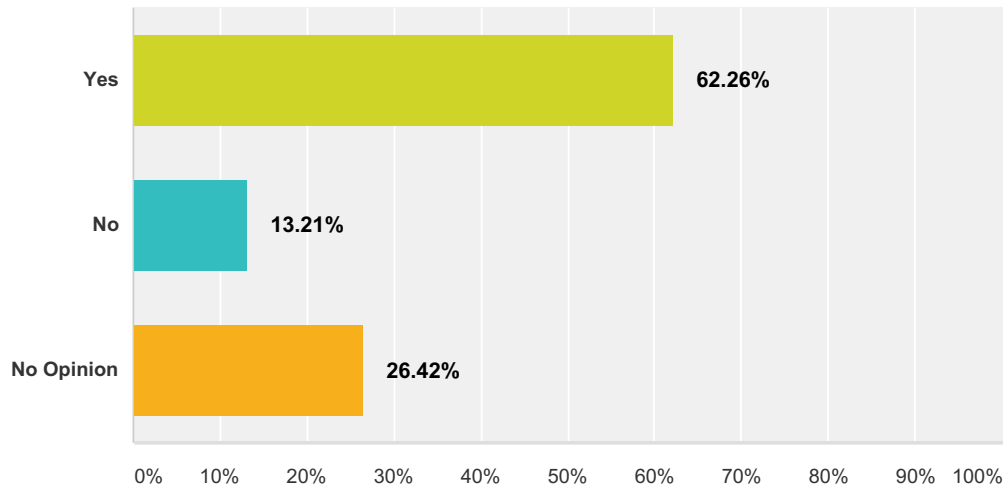
No	26.92%	14
No Opinion	32.69%	17
<b>Total</b>		<b>52</b>

### Q20 Do you have any additional comments regarding historical preservation of the downtown district?

Answered: 6 Skipped: 49

### Q21 Would you like to see additional upper-level housing/apartments?

Answered: 53 Skipped: 2

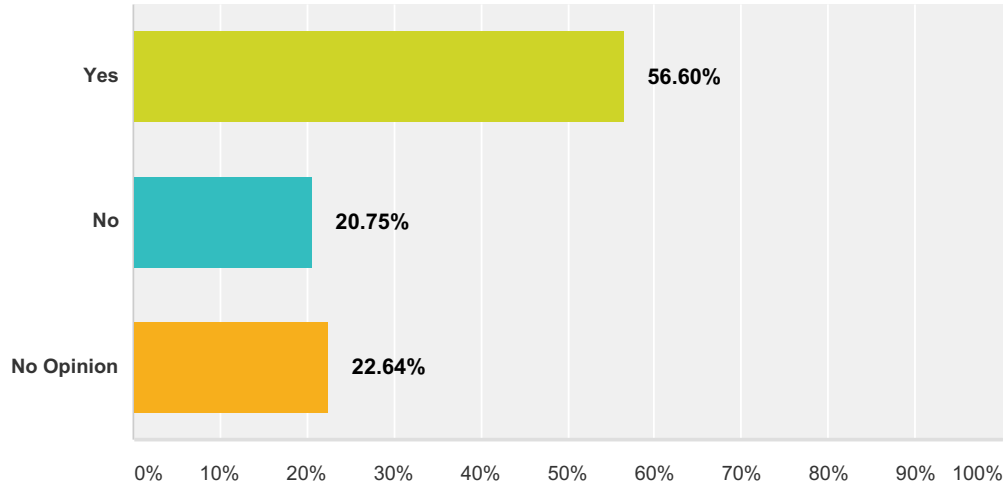


Answer Choices	Responses
Yes	62.26% 33
No	13.21% 7
No Opinion	26.42% 14
<b>Total Respondents: 53</b>	

### Q22 Would you like to see additional green space (park areas, planters, benches, etc?)

Answered: 53 Skipped: 2

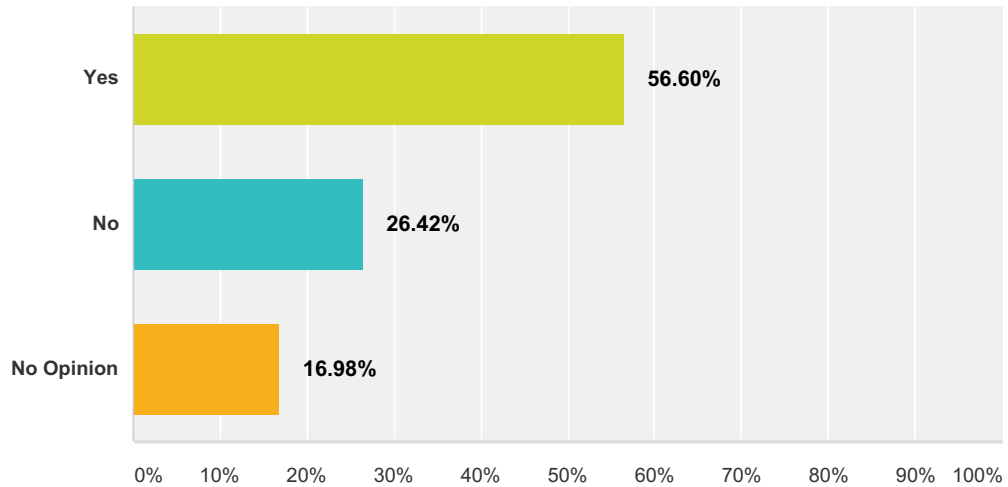
## Creighton Downtown Business Survey 2015



Answer Choices	Responses	Count
Yes	56.60%	30
No	20.75%	11
No Opinion	22.64%	12
<b>Total</b>		<b>53</b>

### Q23 Do you think the area has more potential for tourism?

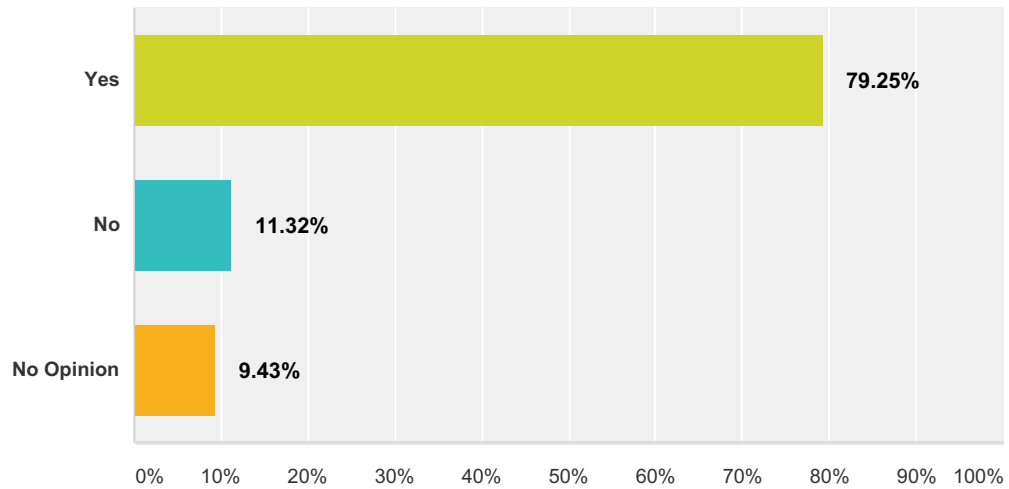
Answered: 53 Skipped: 2



Answer Choices	Responses	Count
Yes	56.60%	30
No	26.42%	14
No Opinion	16.98%	9
<b>Total</b>		<b>53</b>

### Q24 Would you like to see arts and entertainment have a greater presence?

Answered: 53 Skipped: 2



Answer Choices	Responses	
Yes	79.25%	42
No	11.32%	6
No Opinion	9.43%	5
<b>Total</b>		<b>53</b>

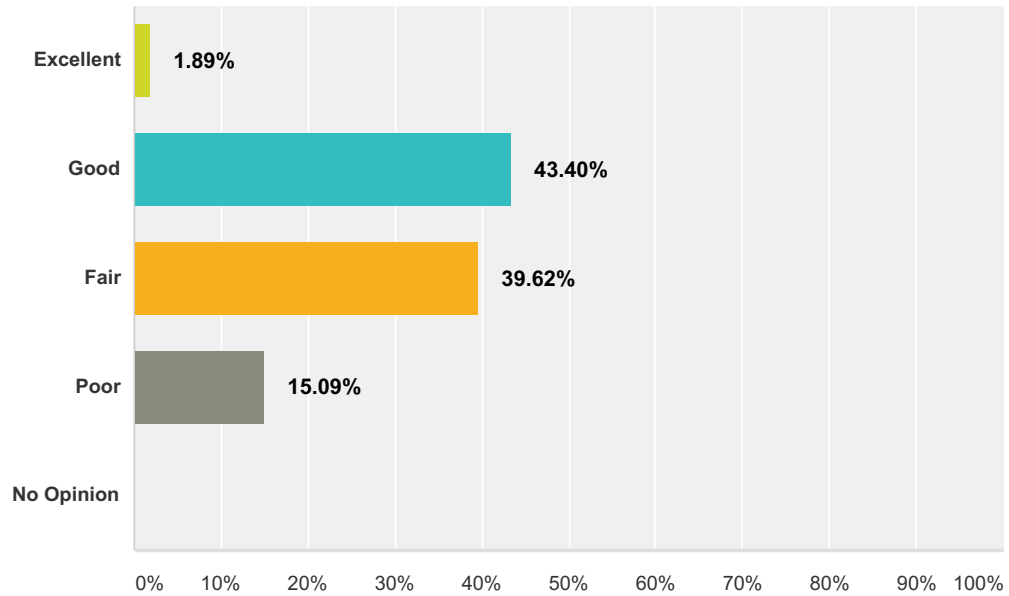
### Q25 Do you have any additional comments?

Answered: 6 Skipped: 49

### Q26 How do you rate the variety of stores?

Answered: 53 Skipped: 2

## Creighton Downtown Business Survey 2015

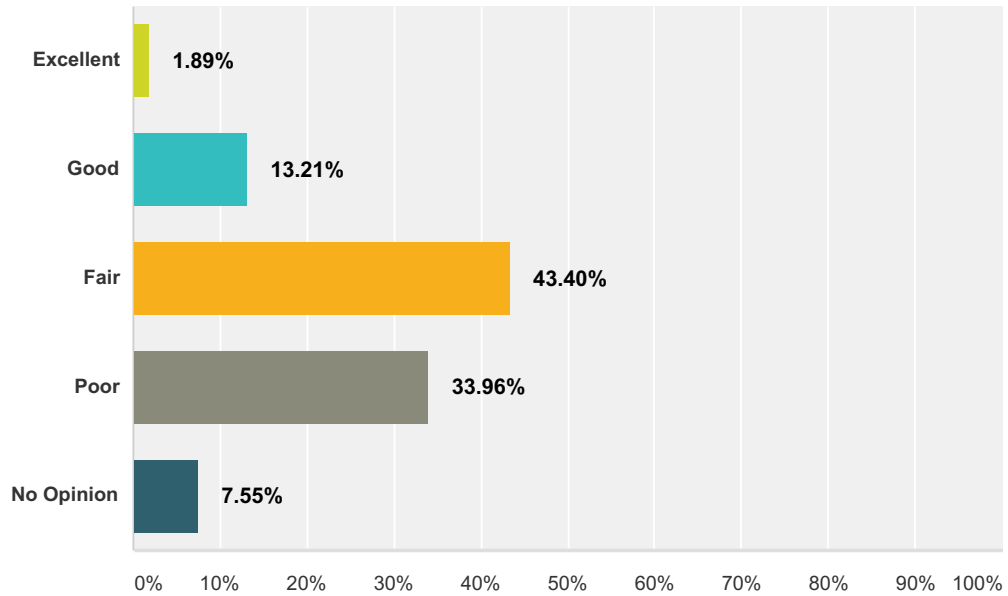


Answer Choices	Responses	
Excellent	1.89%	1
Good	43.40%	23
Fair	39.62%	21
Poor	15.09%	8
No Opinion	0.00%	0
<b>Total</b>		<b>53</b>

### Q27 How do you rate business recruitment efforts?

Answered: 53 Skipped: 2

## Creighton Downtown Business Survey 2015



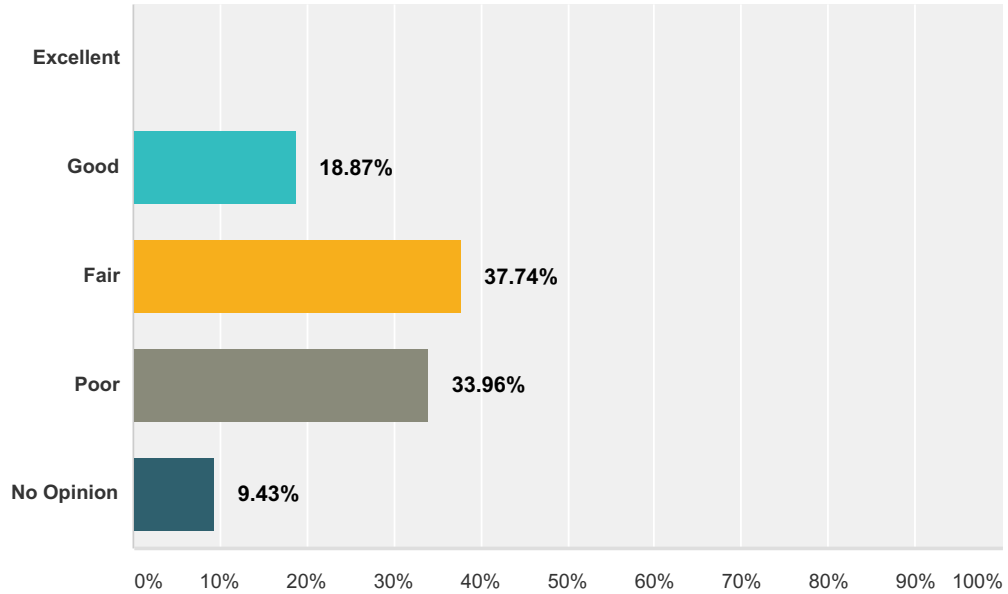
Answer Choices	Responses	
Excellent	1.89%	1
Good	13.21%	7
Fair	43.40%	23
Poor	33.96%	18
No Opinion	7.55%	4
<b>Total</b>		<b>53</b>

### Q28 How do you rate business retention efforts?

Answered: 53 Skipped: 2



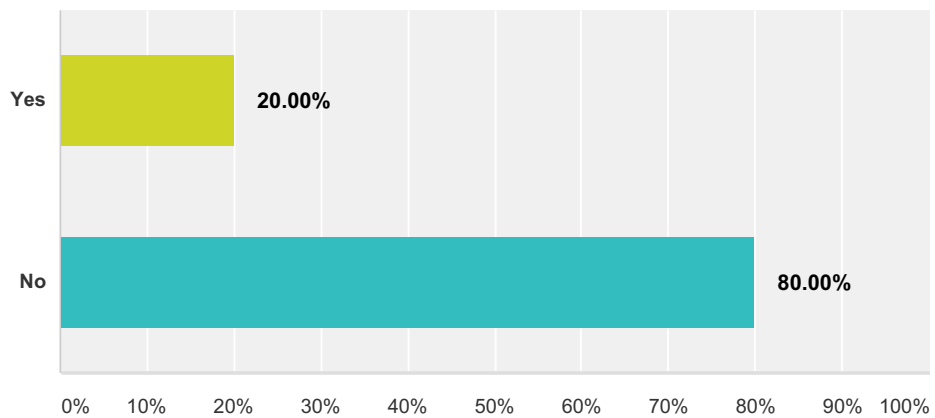
## Creighton Downtown Business Survey 2015



Answer Choices	Responses
Excellent	0.00% 0
Good	18.87% 10
Fair	37.74% 20
Poor	33.96% 18
No Opinion	9.43% 5
<b>Total</b>	<b>53</b>

### Q29 Are you concerned about your building's ADA accessibility?

Answered: 50 Skipped: 5



Answer Choices	Responses
Yes	20.00% 10

# Creighton Downtown Business Survey 2015

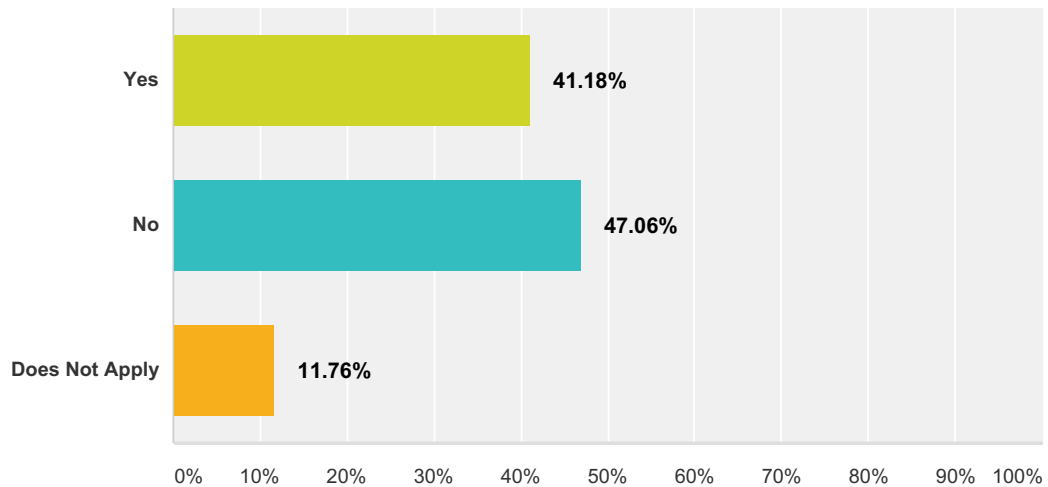
No	80.00%	40
<b>Total</b>		<b>50</b>

## Q30 What is your top need as a downtown business?

Answered: 13 Skipped: 42

## Q31 Do you need to make facade improvements to your building?

Answered: 51 Skipped: 4

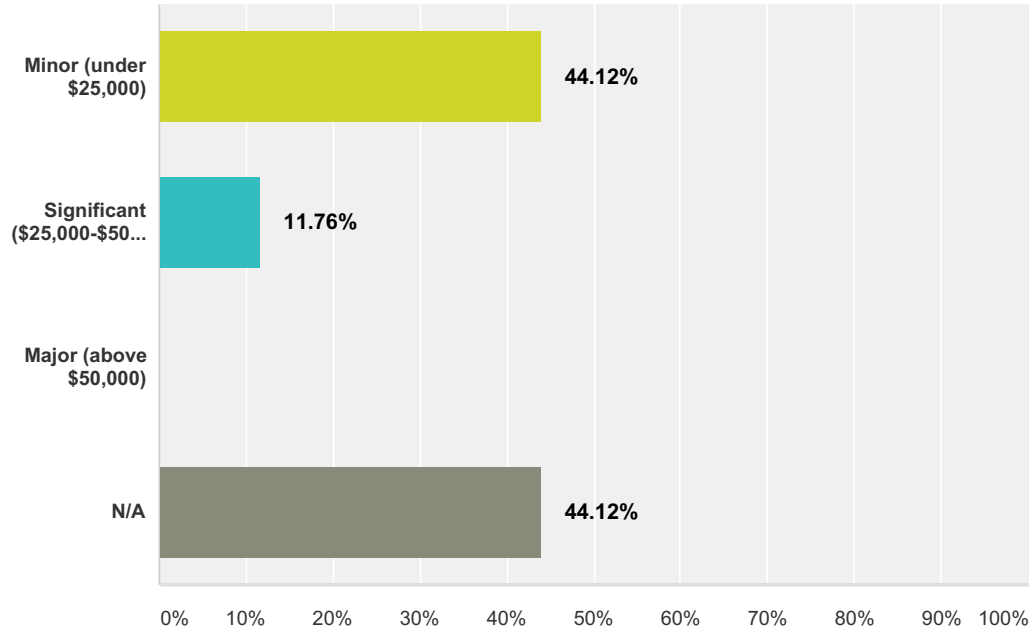


Answer Choices	Responses	Count
Yes	41.18%	21
No	47.06%	24
Does Not Apply	11.76%	6
<b>Total</b>		<b>51</b>

## Q32 If you answered yes to the above question, would you classify needed improvements as...

Answered: 34 Skipped: 21

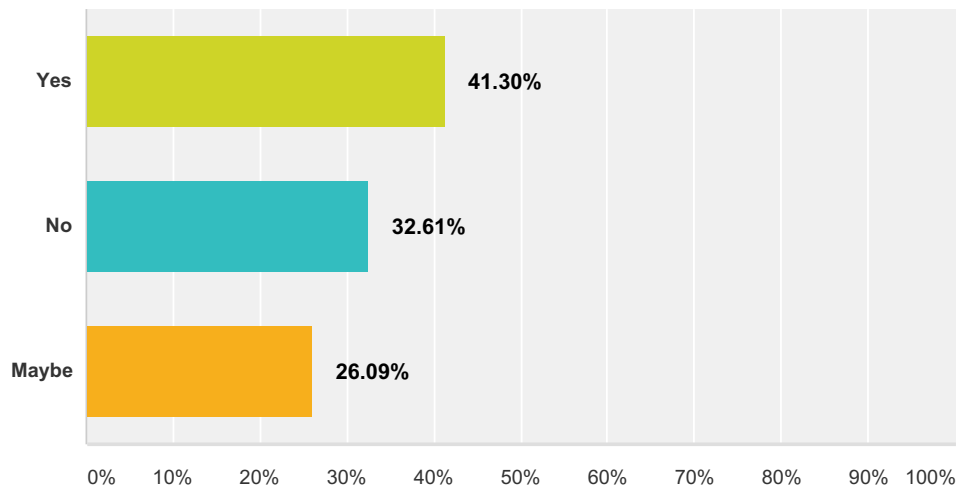
## Creighton Downtown Business Survey 2015



Answer Choices	Responses	Count
Minor (under \$25,000)	44.12%	15
Significant (\$25,000-\$50,000)	11.76%	4
Major (above \$50,000)	0.00%	0
N/A	44.12%	15
<b>Total</b>		<b>34</b>

### Q33 Would you be interested in a 0% interest loan program to help with improvements?

Answered: 46 Skipped: 9

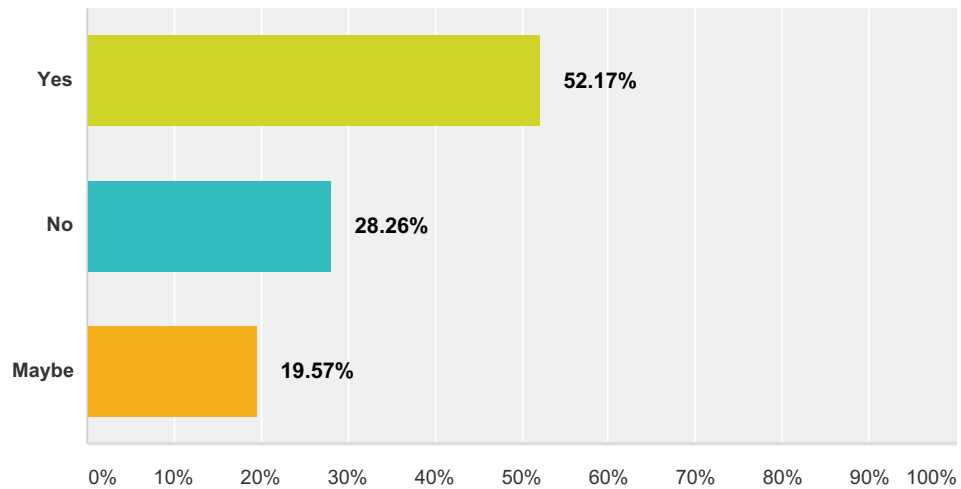


## Creighton Downtown Business Survey 2015

Answer Choices	Responses	
Yes	41.30%	19
No	32.61%	15
Maybe	26.09%	12
<b>Total</b>		<b>46</b>

### Q34 Would you be interested in a grant program to help with facade improvements?

Answered: 46 Skipped: 9

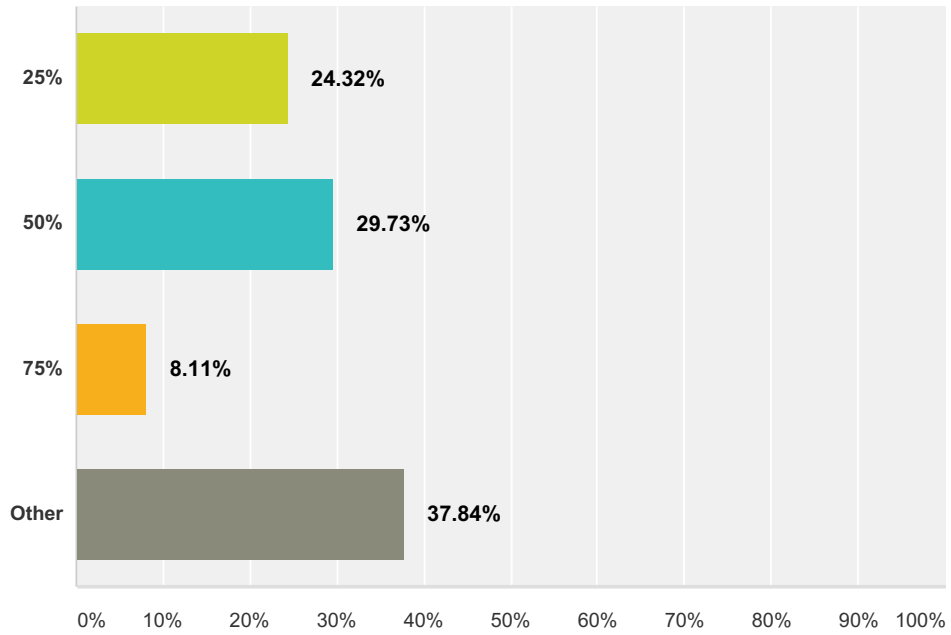


Answer Choices	Responses	
Yes	52.17%	24
No	28.26%	13
Maybe	19.57%	9
<b>Total</b>		<b>46</b>

### Q35 If the community would designate 0% interest loan or grant funding for the downtown district, how much would you be willing to contribute for your own improvements?

Answered: 37 Skipped: 18

## Creighton Downtown Business Survey 2015

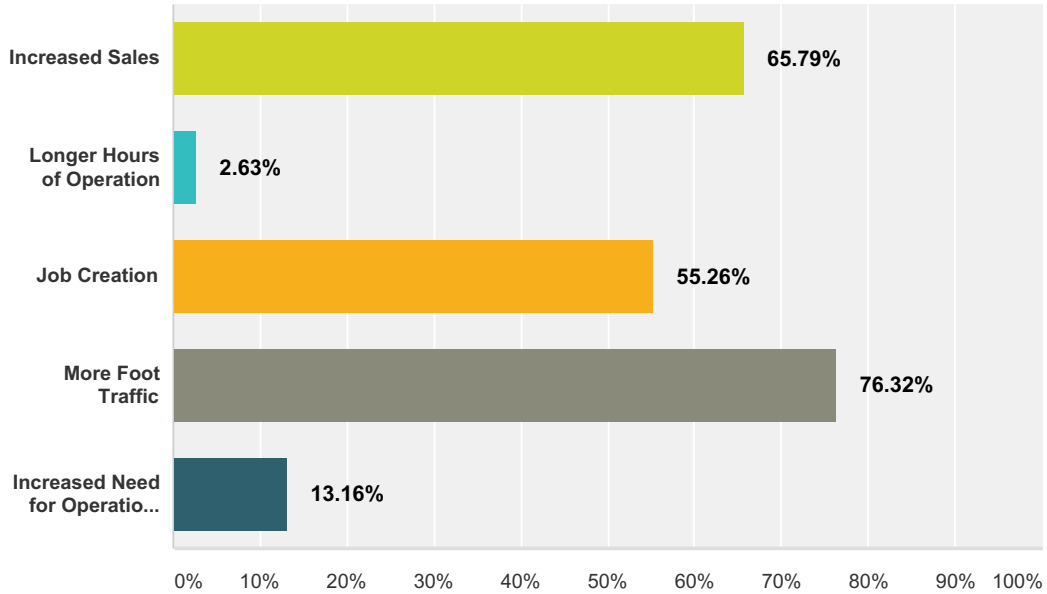


Answer Choices	Responses
25%	24.32% 9
50%	29.73% 11
75%	8.11% 3
Other	37.84% 14
<b>Total</b>	<b>37</b>

### Q36 How could you see your business benefiting from improvements made in the downtown district?

Answered: 38 Skipped: 17

## Creighton Downtown Business Survey 2015



Answer Choices	Responses
Increased Sales	65.79% 25
Longer Hours of Operation	2.63% 1
Job Creation	55.26% 21
More Foot Traffic	76.32% 29
Increased Need for Operation Space	13.16% 5
<b>Total Respondents: 38</b>	

### Q37 Do you have any additional comments about façade improvements?

Answered: 3 Skipped: 52

### Q38 What do you feel are the top three strengths for the downtown district?

Answered: 28 Skipped: 27

Answer Choices	Responses
1.	100.00% 28
2.	78.57% 22
3.	46.43% 13

### Q39 What do you feel are the top three challenges for the downtown district?

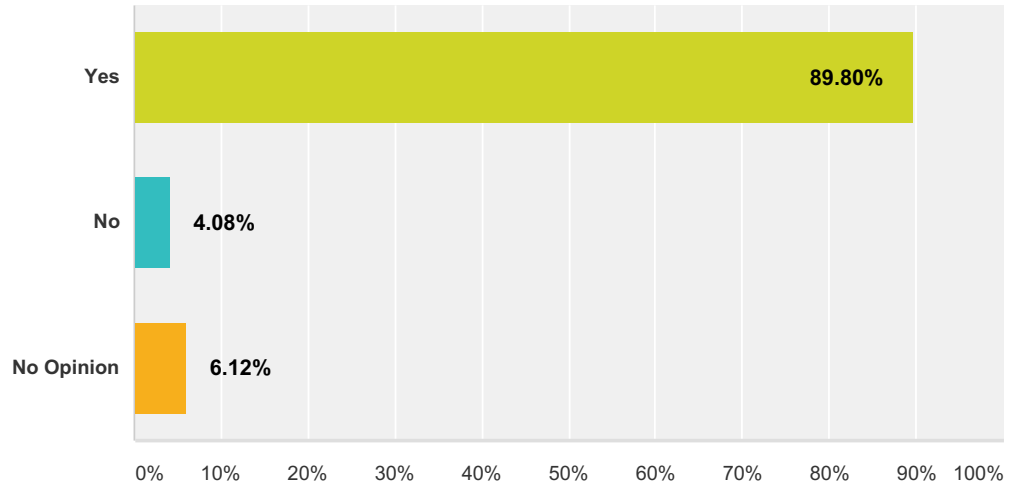
Answered: 33 Skipped: 22

## Creighton Downtown Business Survey 2015

Answer Choices	Responses	
1.	100.00%	33
2.	96.97%	32
3.	66.67%	22

### Q40 Do you see a need for additional planning and improvements?

Answered: 49 Skipped: 6

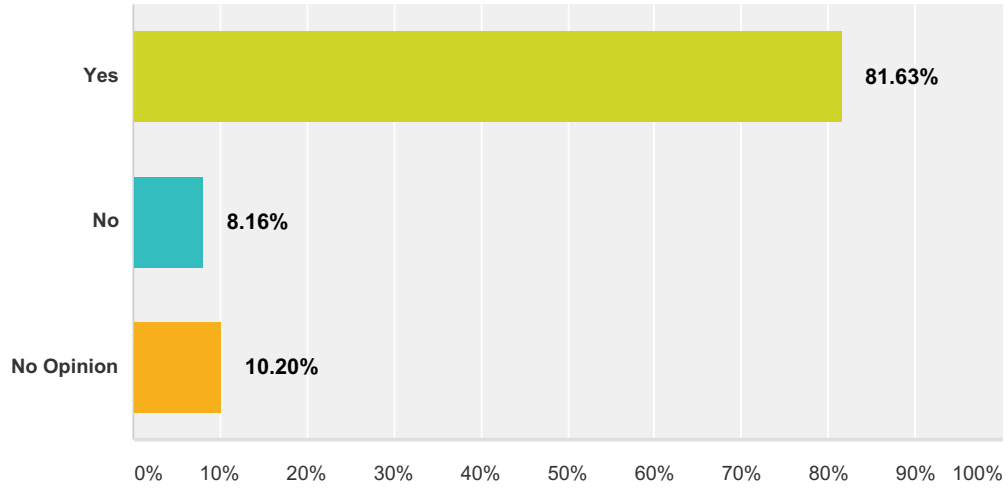


Answer Choices	Responses	
Yes	89.80%	44
No	4.08%	2
No Opinion	6.12%	3
<b>Total</b>		<b>49</b>

### Q41 Would you support a two-phase project that includes planning and implementation?

Answered: 49 Skipped: 6

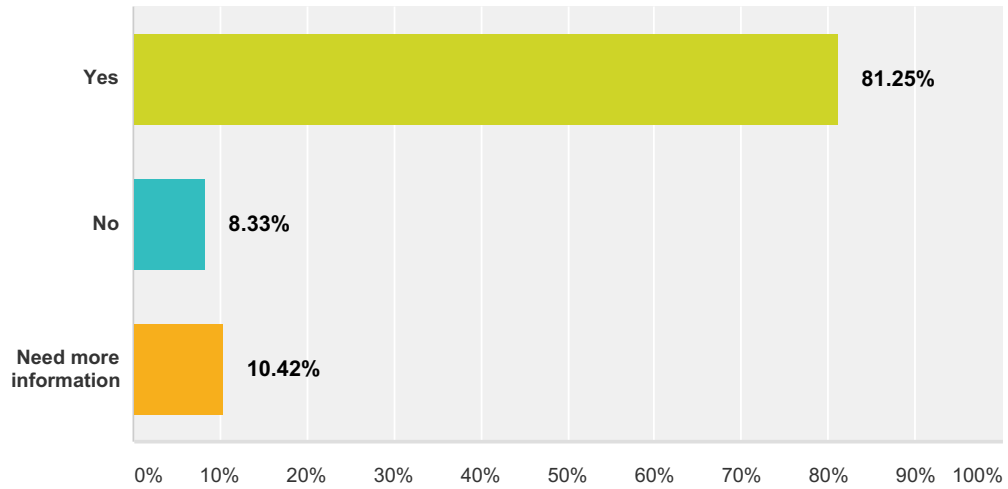
## Creighton Downtown Business Survey 2015



Answer Choices	Responses	Count
Yes	81.63%	40
No	8.16%	4
No Opinion	10.20%	5
<b>Total</b>		<b>49</b>

### Q42 Would you support a grant application to fund planning and implementation?

Answered: 48 Skipped: 7

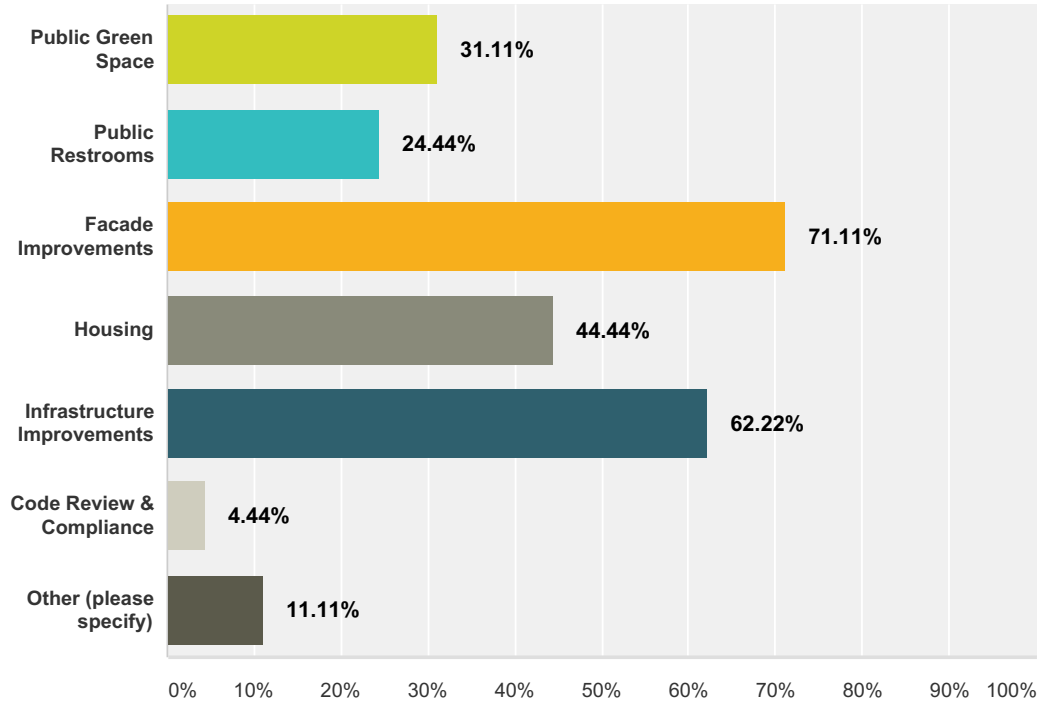


Answer Choices	Responses	Count
Yes	81.25%	39
No	8.33%	4
Need more information	10.42%	5
<b>Total</b>		<b>48</b>



**Q43 How would you prefer to see grant funds spent? (Check all that apply)**

Answered: 45 Skipped: 10

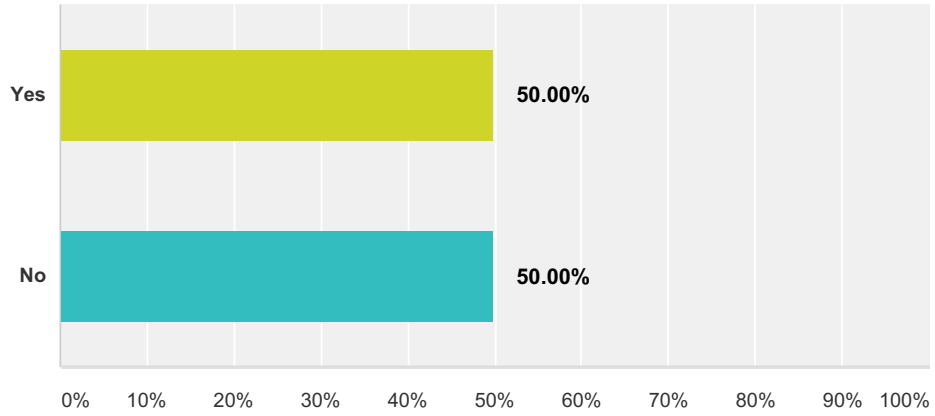


Answer Choices	Responses
Public Green Space	31.11% 14
Public Restrooms	24.44% 11
Facade Improvements	71.11% 32
Housing	44.44% 20
Infrastructure Improvements	62.22% 28
Code Review & Compliance	4.44% 2
Other (please specify)	11.11% 5
<b>Total Respondents: 45</b>	

**Q44 If the community decides to focus first on public improvements such as additional green space, parking, or restrooms, would you be willing to make a donation?**

Answered: 40 Skipped: 15

## Creighton Downtown Business Survey 2015



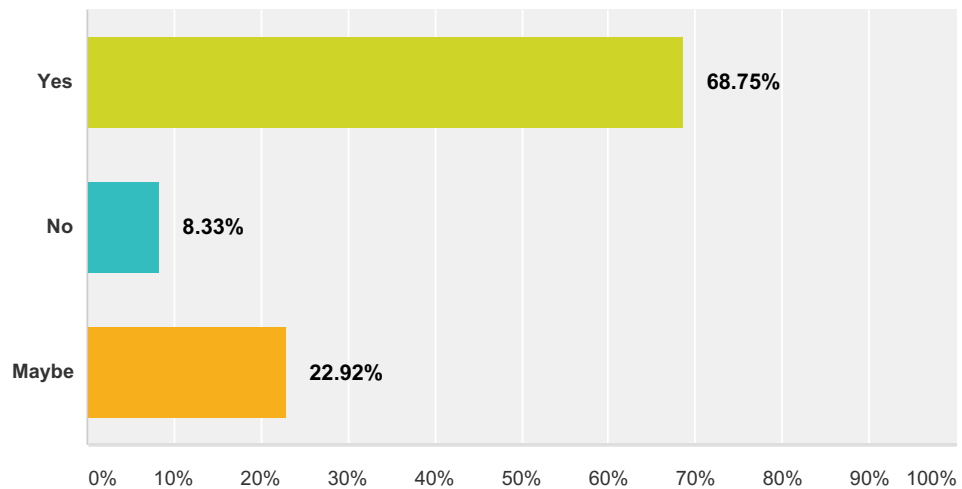
Answer Choices	Responses
Yes	50.00% 20
No	50.00% 20
<b>Total</b>	<b>40</b>

### Q45 Do you have additional comments or questions pertaining to the grant?

Answered: 3 Skipped: 52

### Q46 Would you be willing to attend meetings open to the public?

Answered: 48 Skipped: 7

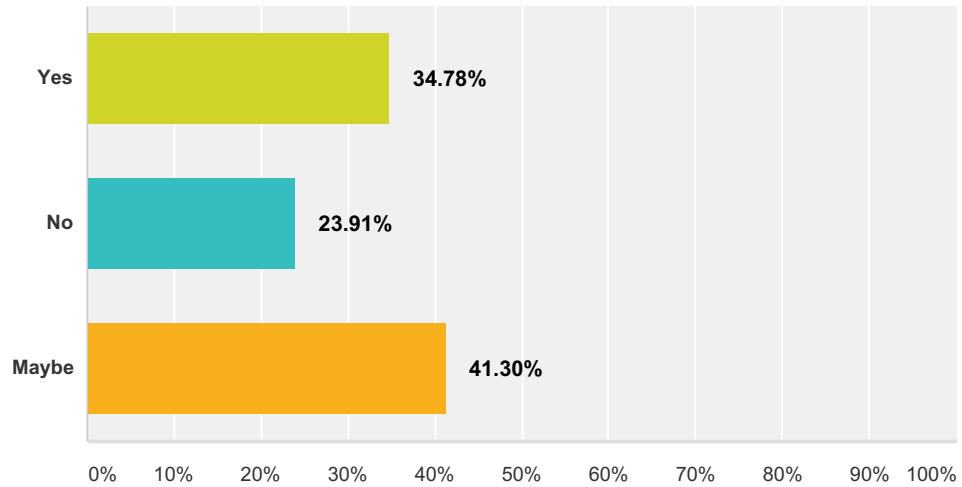


Answer Choices	Responses
Yes	68.75% 33
No	8.33% 4

Maybe	22.92%	11
<b>Total</b>		<b>48</b>

**Q47 Would you be willing to participate on a planning committee?**

Answered: 46 Skipped: 9



Answer Choices	Responses
Yes	34.78% 16
No	23.91% 11
Maybe	41.30% 19
<b>Total</b>	<b>46</b>

**Q48 If you are willing to participate in a downtown planning committee, please provide your name and contact information (phone number and/or email address).**

Answered: 20 Skipped: 35

**Q49 If you are willing to write a letter of support for the City's potential application for downtown revitalization funding, please provide your name and contact information (i.e. email address or phone number).**

Answered: 17 Skipped: 38

**Q50 Do you have any additional comments**

Creighton Downtown Business Survey 2015  
**about downtown revitalization that were not  
addressed in this survey?**

Answered: 3 Skipped: 52